

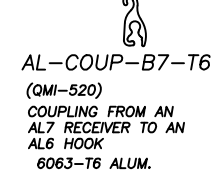
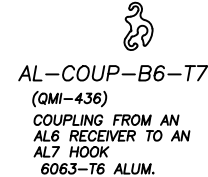
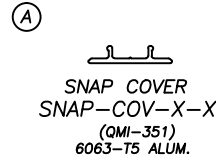
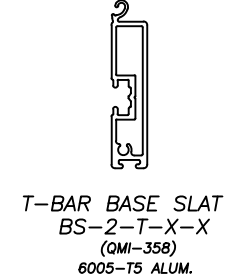
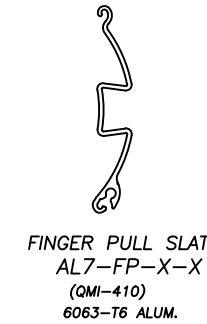
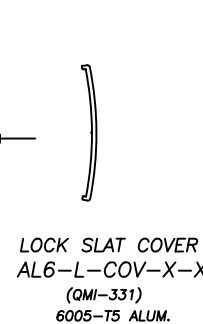
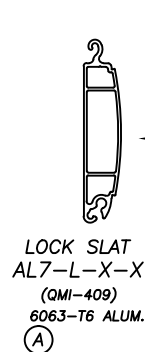
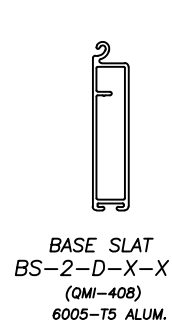
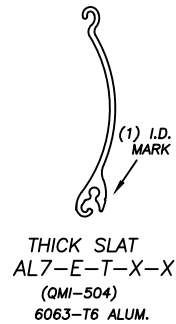
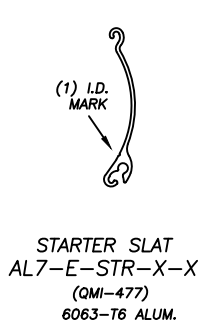
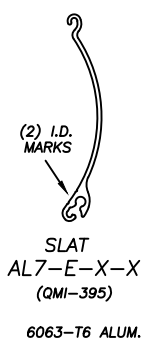
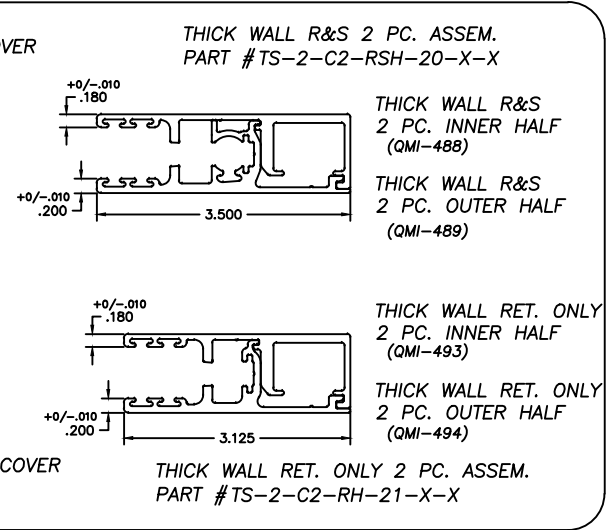
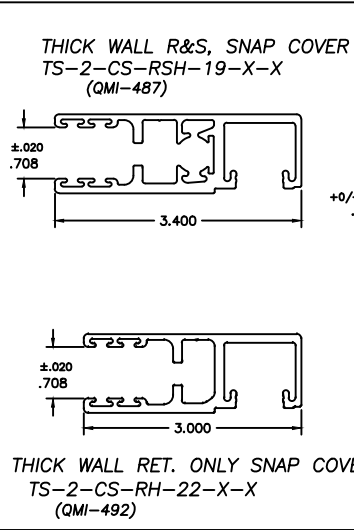
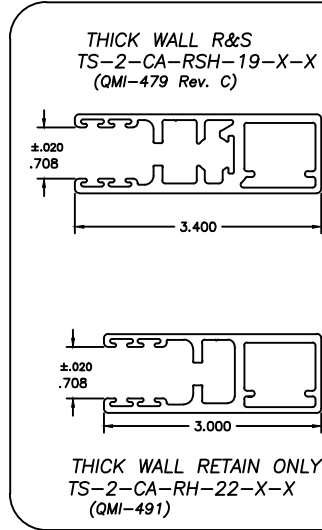
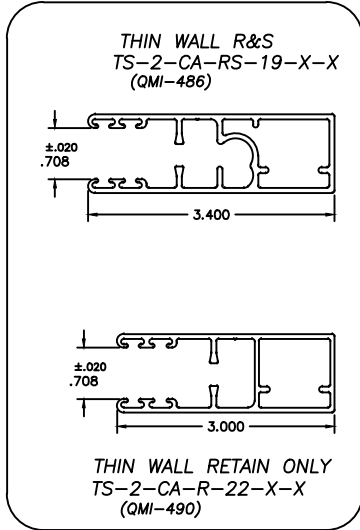
AL7 COMPONENTS REV. 8-1-2011

REF.	SLAT	WEIGHT PER SQUARE FOOT	SLAT HEIGHT
	A6	1.17	2.575
	AL7	1.168	2.66
Ⓑ	AL7 starter	1.25	2.00
	US60	2.1	2.16
	1138	2.0	1.5
	P55TER	1.44	2.16
	P55DER	2.05	2.16

} REBAR EVERY SLAT

RAIL MATERIAL ~ 6063-T5

RAIL MATERIAL ~ 6005-T5



REV.	DATE	REVISION DESCRIPTION
B	8-1-11	ADDED AL7 STARTER SLAT INFORMATION TO CHART
A	1-29-11	WAS 6005-T5 MATERIAL (LOCK SLAT)