


HD1 Commercial / HIGH-SECURITY DOOR

Unmatched Door Security

ASTM F3038 Certified



ANTI-CUT



ANTI-DRILL



ANTI-PRY



ANTI-IMPACT

Safeguarding Doors From Organized Attack

KEEPING YOUR BUSINESS SAFE FROM MODERN THREATS

Organized retail crime (ORC) has become a significant challenge for businesses. One alarming trend is the rise in door attacks, where criminals use specialized tools and techniques to force entry. As police response times lag due to increased workloads and resource constraints, the need for robust door security measures has become paramount.

The QMi HD1 High-Security Door offers a proactive solution to this growing threat. Engineered with advanced technology and innovative design to thwart determined criminals, these doors are designed to withstand even the most aggressive forced entry tool attacks. HD1's patent-pending anti-cut technology and hardened plates create a solid barrier against power tools. Door reinforcements, hinges, and other hardware stop pry and forced entry attacks from organized criminals.

When time counts, ASTM F3038-certified doors like the QMi HD1 withstand aggressive mob and coordinated attacks. Third-party testing certifies that these doors withstand six (6) men simultaneously attacking using tools from sledge hammers to battering rams. HD1 performance ensures that your business and employees are safe.



Thieves breaking into the back door of local small businesses in Chicago.




HD1 High-Security doors provide unrelenting perimeter defense against aggressive criminal attacks, ASTM F3038 certified.

Last year, 81% of respondents reported that ORC [Organized Retail Crime] offenders had grown more violent.

—National Retail Federation, (NRF), 2023

From a decade ago, Priority 2 property crime response time is now 12 minutes, and Priority 3,4,5 has gone from 30 minutes to over 1 hour.

—Houston Chronicle, 2023



Many exit doors are in secluded back-of-building areas making them perfect targets for criminals.

An Industry-First, Retrofitting High-Security Door Provides Nearly Impenetrable ASTM F3038 Protection

PREVENT COMMERCIAL DOOR BREAK-INS



Pawn



Liquor



Dispensaries



Gas Stations



Pharmacies



Municipal and Government

Continuous hinge through bolted for extra strength & easy installation

Interlocking astragal prevents pry attacks

Exterior view (installed on existing frame)

FEATURES

- First-of-its-kind turnkey, retrofit solution.
- Patent-pending anti-cut technology.
- Integrated anti-drill plates, anti-pry interlocking astragal, and continuous hinge.
- Resists heavy impact attacks such as sledgehammers.
- Integrated 5-Point locking system.
- Rapid installation into existing door framing.

OPTIONS

- Battery-operated alarm and delayed egress with alarm configurations.
- External key card access and external keyed lock with a breakaway handle available.
- Single or double door options, with or without center mullion.
- Custom sizes and colors to meet opening requirements.
- Supplementary framing available. (where required)

Patent-pending anti-cut technology grabs and stops the saw blade, resetting itself between attacks

Anti-drill plates eliminate reach in tool use

Interior view (installed on existing frame)

Anti-Cut Technology

CUTTING-EDGE, CRUCIAL, AND COMMITTED

Equipped with groundbreaking anti-cut technology, this door redefines business security, offering unparalleled protection against cutting attacks.

- Patent-pending anti-cut technology halts electric and gas-powered saws, forming a robust shield against power tool attacks.
- Active protection and self-resetting to offer unwavering defense against repeated saw attacks in the same location.
- Instantly disables saw blades upon contact, providing a steadfast barrier against aggressive intrusions.



Meticulously engineered to counter advanced cutting tools, HD1 ensures superior security at critical exit points.



Single door HD1 configuration protecting emergency exit for electronics retailer.

Anti-Drill Design




Built to deliver unmatched resilience, the HD1 door safeguards against advanced drilling techniques.

DRILL-RESISTANT AND DURABLE

Enhanced with anti-drill features, this door is your steadfast guardian against drill attacks, offering a level of protection that's as reliable as it is robust.

- Incorporates bonded anti-drill plates, a formidable barrier against steel and cobalt drill bits.
- Engineered to resist both hole saw and drill attacks.
- Robust construction deters and withstands even the most persistent drilling attempts.



HD1 secures the emergency exit of high-value warehouse.

Anti-Pry Astragal and Hinge

PRY-PROOF, CONTINUOUS PROTECTION

Designed to defy and deter, this door stops pry attacks.

- Interlocking astragal and through-bolted continuous hinge protect door edges from pry tools.
- Stainless-steel hinge creates maximum flexibility for easy retrofit onto existing frame.



Continuous hinge and interlocking astragal protect against pry attacks.



Standard and custom-sized doors to fit job-site needs.

Anti-Impact Integrity

IMPACT-IMMUNE AND IRON-CLAD

Crafted for toughness, our high-security door stands firm against the most forceful sledgehammer or maul impacts.

- Specifically designed to withstand heavy impact and sledgehammer attacks.
- Reinforced structure offers enhanced durability over time.
- Tested to exacting standards with a range of tools across door surface, ensuring peace of mind.



QMi HD1 Exit Door is the ultimate safeguard against sledge and impact threats, promising enduring security.



White double doors defending the side exit of a major retailer.

Lock and Color Options

LOCKS

Choose from a range lock options, including our standard 5-point system for maximum security.

Locks tested and optimized specifically for the HD1, ensuring security and performance over time.

Multipoint Locking Systems

- 5-Point Trident®: Maximum locking security with dual latch and hinge-side bolts.
- 3-Point Detex®: Rugged push-bar option with internal key for additional control. Photo-luminescent lettering increases visibility if lights go out.

External Handle Treatment

- Stainless steel breakaway handle for use as entrance door, compliant with keycard options.
- Stainless steel safety plate no handle configuration for exit-only doors.



A Trident® Multipoint Lock shown here on a gray HD1 Door is a dependable choice with maximum holding force.




Trident®
Multipoint Lock



Detex®
Multipoint Lock



Keyed, Breakaway
Handle



Safety Plate

COLORS

Standard and custom paint colors are available for your HD1 door. Interior and exterior colors can be different providing retrofit flexibility that matches existing aesthetics.



Bronze



Gray



White



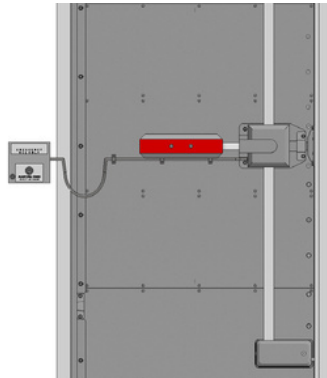
Custom

Contact your QMi Sales or Project Support Representative for pricing and lead times on custom color options.

Other Options and Test Results

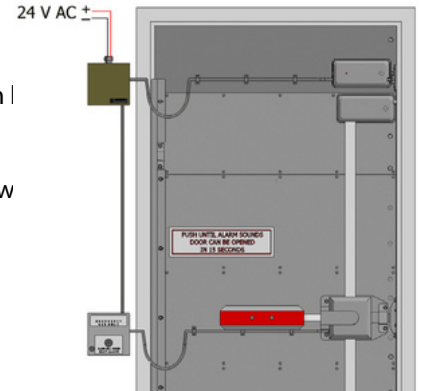
BATTERY-OPERATED ALARM

- Wall-mounted alarm box w/95 dB alarm.
- Powered by 9V batteries, wire loop transfer



DELAYED-EGRESS ALARM

- Wall-mounted alarm w/ 95 dB alarm.
- Line voltage power w battery back-up.



HANDING AND PADDING OPTIONS

- 24V DC electronic entry controlled by access control system. (by others)
- Standard 12 in. and CA-compliant 18 in. push paddles

Standard Security Door vs. HD1

Standard Metal Security Door

QMi (HD1)



Breach
90 seconds

No Breach
18 minutes
(Stopped Test)



Breach
10 seconds

No Breach
25 minutes
(Stopped Test, 4 drill bits)



Breach
20 seconds

No Breach
15 minutes
(Stopped Test)



Breach
15 seconds

No Breach
10 minutes
(Stopped Test, 83 hits)

- We put our door to the test against a range of tools.
- HD1 slows intruders down 120x more than a standard security door.
- Third-Party certified to ASTM F3038 (forced-entry protection)

SCAN TO WATCH
THE VIDEO



Case Study: Dollar Store

OVERVIEW

A major Dollar Store chain in an urban neighborhood had been experiencing several backdoor attacks. The store, adjacent to a nearby alley, was hit by criminals many times over a few months.

Attempts to “beef up” the standard hollow metal back door by adding lock bars were unsuccessful, with attackers again breaching the “improved” door, stealing backroom merchandise, and causing some scared employees to refuse returning to work.

The QMi HD1 High-Security Exit Door was installed shortly after the most recent break-in. Its heavy-duty construction and advanced locking system make it nearly impenetrable to burglars. With its solid, muscular design, the door's intimidating presence has sent a clear message: “Not today, thieves.”

This visual deterrent and its proven security features have discouraged countless criminals from attempting another break-in at this location. Employees now have peace of mind from a safe and secure working environment.



An expert QMi installer secures the continuous hinge on the QMi replacement door.

“We have not even had an attempted break in ever since we installed the QMi door, let alone a breach. It’s been a huge relief and the staff here feel safer coming into work.”

— General Manager, Dollar Store



Standard hollow metal security door. QMi High-Security Exit Door.

Why Choose Us



AN ENTIRE COMPANY BUILT AROUND SECURITY-DRIVEN INNOVATION

We provide innovative products and unrelenting customer service, protecting what matters most.

THE PASSIONATE, SINGLE-MINDED MARKET LEADER



Superior Product



Fastest Lead Time



Ongoing Support




Customer-Focus

Personalized, attentive care from start to finish.



Innovation

Creative, unmatched solutions for the most demanding applications.



Integrity

Honest, responsible, and caring. We treat our customers and each other with respect.



Quality

Exceptional high-durability products and service. Unrelenting support.

RELATED INDUSTRY AFFILIATIONS



RELATED PRODUCTS



Front



Middle



Back

A Trusted Partner

With over 35 years of security product experience and more than 40,000 retail locations protected by QMi, we have the skills to do the job right.

You can have confidence knowing that your investment is well protected.

